



# COVID-19 Vaccination Uptake in Ireland

## Weekly Report

**Week 31 2022 (week ending Sunday 7<sup>th</sup> August 2022)**

### Key highlights of % uptake to date:

- Fully vaccinated: **18+ years: 95.8%**  
**12-17 years: 74.5%**  
**5-11 years: 24.1%**
- 1<sup>st</sup> Booster: **12+ years: 72.0%**
- 2<sup>nd</sup> Booster: **12+ years: 11.7%**
- 3<sup>rd</sup> Dose Immunocompromised: **12+ years: 3.0%**

*Data relating to vaccinations are continually being updated as vaccinations take place and data cleaning is undertaken.*

*Data presented here relate solely to data extracted from HSE COVID-19 Integrated Information Services (IIS) data lake environment at the specified time.*

# Background



Authorised COVID-19 vaccines in Ireland are

- Comirnaty (Pfizer/BioNTech)
  - Spikevax (formerly COVID-19 Vaccine Moderna)
  - Vaxzevria (formerly COVID-19 Vaccine AstraZeneca)
  - COVID-19 Vaccine Janssen
  - Novavax-Nuvaxovid
- 
- The primary vaccination programme commenced in
    - December 2020 for adults
    - August 2021 for 12-17 year olds
    - January 2022 for 5-11 year olds
  
  - Booster and immunocompromised additional doses were administered from the end of September 2021 onwards

*Further information on vaccines recommended by the National Immunisation Advisory Committee (NIAC) is located at NIAC website [covid19.pdf \(hse.ie\)](#)*

# Methods for vaccination uptake calculation



- Data were provided by HSE Office of the Chief Information Officer (OCIO) based on data in the IIS data lake environment
- Data presented includes COVAX (COVID-19 vaccination information system) registered vaccinations and GP and pharmacy administered vaccinations
- Overall population uptake is calculated based on CSO population estimates\* of 2021 (April 2021/H1)
  - n=4,963,363 total
  - n=4,634,508 for eligible 5+ year olds
  - n=4,152,710 for eligible 12+ year olds
  - n=3,745,527 for adults/18+ year olds
- Due to the estimated nature of the estimated total population sizes from the CSO in 2021 and some data quality issues a tolerance of + /- 2% should be applied to any age group uptake data
- Where county and/or age group calculation of estimated uptake exceeds 100% due to unidentified data quality issues or where the numerator exceeds the population estimate/denominator then the uptake will be rounded to 99.9% (unless otherwise indicated in the report)

- **Fully vaccinated**

Individuals who have completed a vaccination schedule based on vaccine brand (two doses of a two dose schedule and one dose of a one dose schedule)

- **Partially vaccinated**

Individuals who have received a single dose of a two dose schedule

- **Immunocompromised dose**

Additional 3<sup>rd</sup> dose administered to an individual on a three dose primary schedule due to immunocompromising condition or treatment

- **Booster doses**

1<sup>st</sup> and 2<sup>nd</sup> booster doses administered to people who have completed a primary vaccination schedule\*

Figures do not distinguish between

- those who are immunocompetent in receipt of their 3<sup>rd</sup> dose and those who are immunocompromised in receipt of their 4<sup>th</sup> dose Or
- those over 65 years of age in receipt of their 4<sup>th</sup> dose and those who are immunocompromised over 12 years of age in receipt of their 5<sup>th</sup> dose

# COVID-19 vaccination uptake of eligible population\* by age group and vaccination status

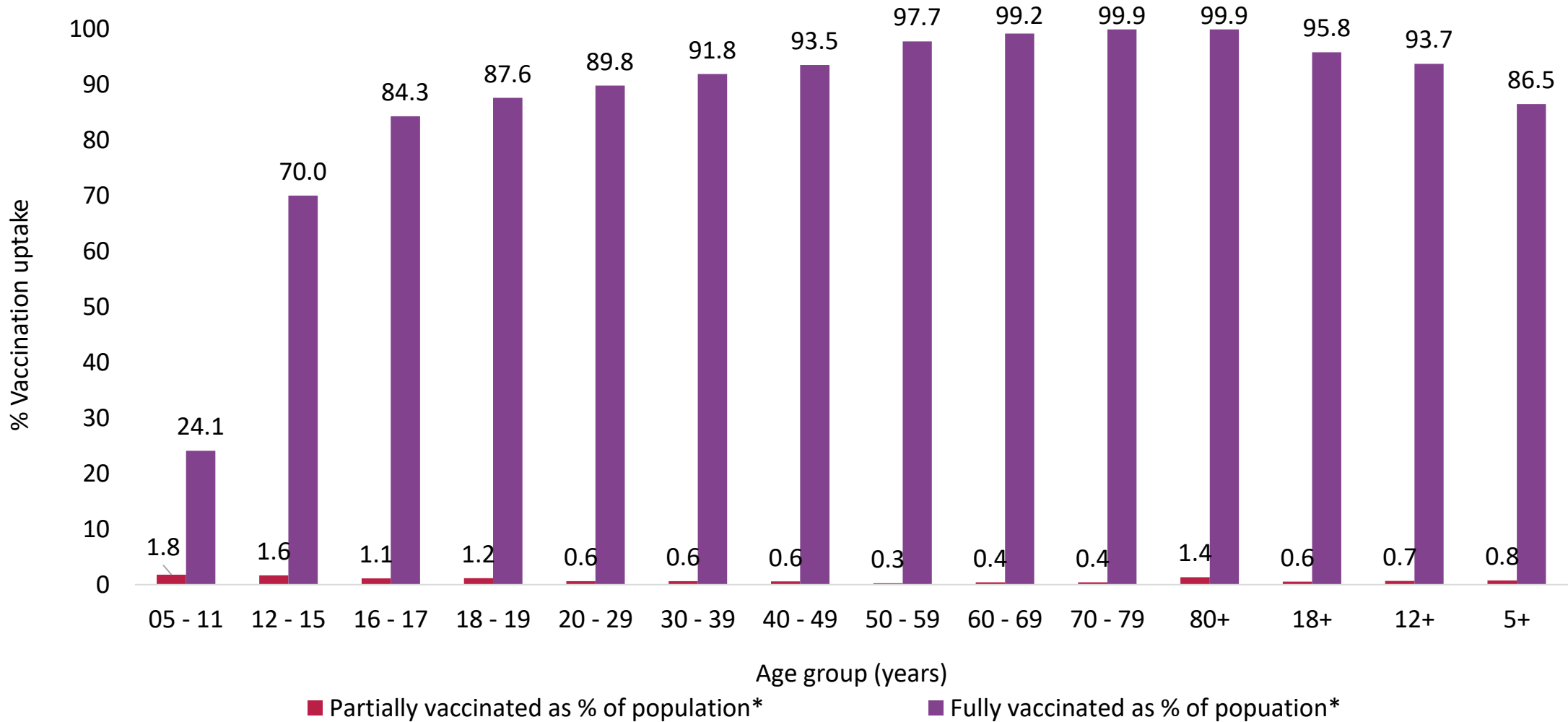
Age group	Partially vaccinated	Fully vaccinated	3 <sup>rd</sup> Dose for the immunocompromised**	1 <sup>st</sup> Booster dose received**	2 <sup>nd</sup> Booster dose received***
65+ years	0.7%	99.9%	6.0%	99.7%	61.1%
18+ years	0.6%	95.8%	3.3%	77.0%	12.9%
12-17 years	1.5%	74.5%	<1%	25.7%	<1%
5-11 years	1.8%	24.1%	<1%	n/a	n/a

\*Population Denominator Based on CSO/HIU 2021 April 2021/H1 estimates

\*\*Figures do not distinguish between those in receipt of their 3<sup>rd</sup> dose and those who are immunocompromised in receipt of their 4<sup>th</sup> dose

\*\*\*Figures do not distinguish between those over 65 years of age in receipt of their 4<sup>th</sup> dose and those over 12 years of age and immunocompromised in receipt of their 5<sup>th</sup> dose

# Percentage COVID-19 vaccination uptake of eligible population\* by age group\*\* and vaccination status



\*Based on CSO/HIU 2021 April 2021/H1 estimates. \*\*Excludes vaccinations administered where age was not reported  
 Note: Where calculation of estimated uptake exceeds 100% due to unidentified data quality issues, the uptake will be rounded to 99.9%

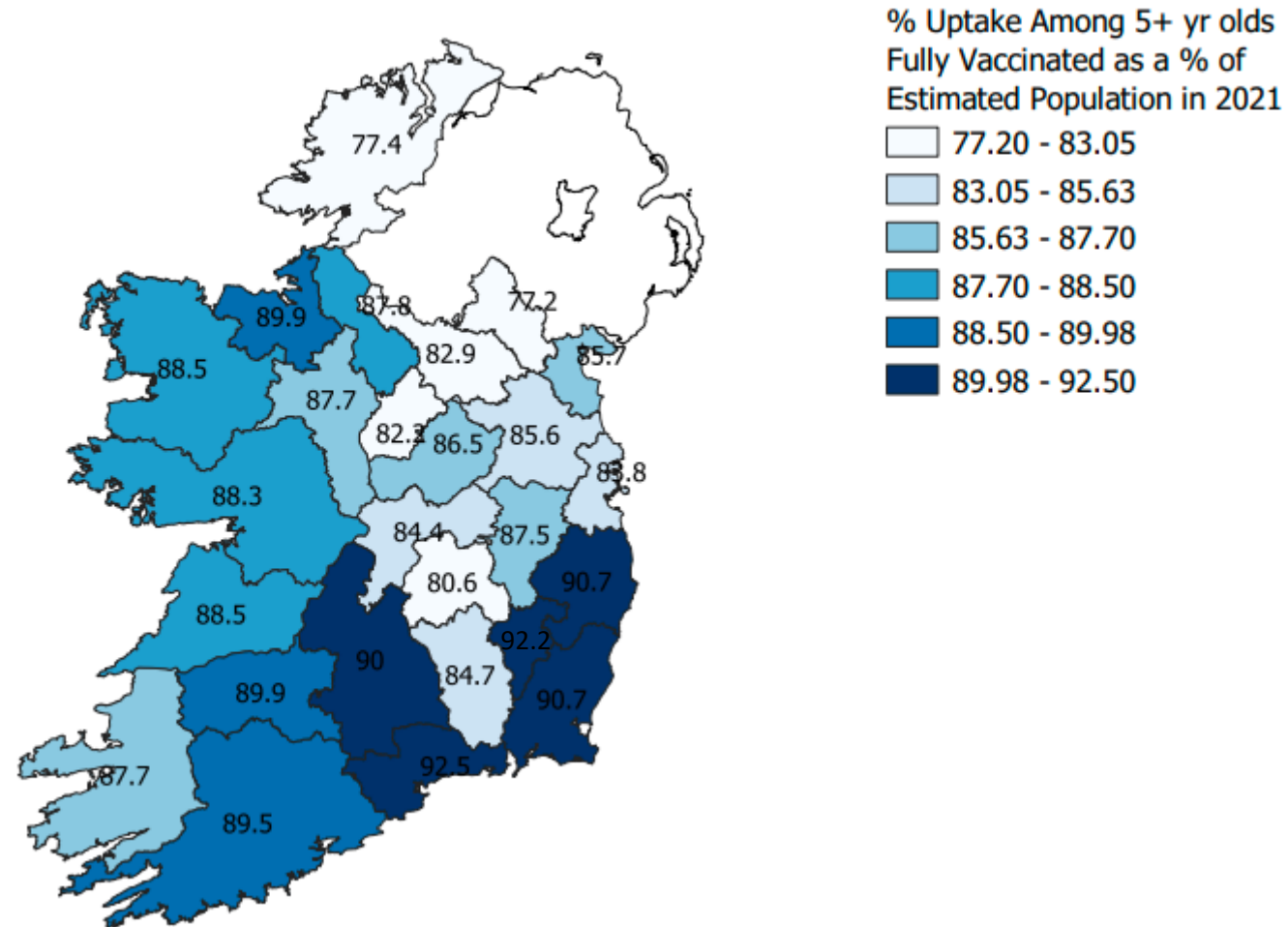
# Percentage COVID-19 vaccination uptake of eligible population\* for fully vaccinated by county of residence\*\* and age group



County of residence	5-11	12-15	16 - 17	18 - 19	20-29	30-39	40-49	50-59	60-69	70-79	80+	18+	12+	12-17	5+	65+
Carlow	24.8	77.6	91.7	99.9	97.5	95.2	99.9	99.9	99.9	99.9	99.9	99.9	99.9	82.1	92.2	99.9
Cavan	16.1	64.6	82.8	88.3	90.7	89.7	91.7	93.5	97.8	99.9	99.9	94.2	91.5	70.2	82.9	99.9
Clare	21.4	72.5	89.6	87.1	96.1	99.9	94.6	98.6	97.5	99.9	99.9	98.2	96.1	78.1	88.5	99.9
Cork	27.5	76.3	90.9	93.3	92.4	95.6	96.5	99.6	99.9	99.9	99.9	98.4	96.7	80.8	89.5	99.9
Donegal	9.8	50.1	69.0	77.8	81.4	86.7	84.6	88.4	90.8	99.8	99.9	88.8	85.3	56.1	77.4	99.8
Dublin	27.6	66.2	77.7	82.2	83.2	86.7	89.6	97.2	98.0	99.9	99.9	91.9	90.0	69.7	83.8	99.9
Galway	22.1	72.6	87.9	90.5	98.6	93.7	95.3	98.2	98.1	99.9	99.9	97.9	96.0	77.4	88.3	99.9
Kerry	21.6	75.6	87.2	88.1	92.4	93.4	95.2	97.2	96.6	99.9	99.9	96.0	94.5	79.4	87.7	99.9
Kildare	29.2	73.8	85.8	93.2	89.7	95.6	95.8	99.7	99.9	99.9	99.9	97.5	95.2	77.5	87.5	99.9
Kilkenny	26.3	72.9	84.2	90.0	93.0	89.6	89.4	94.3	96.1	98.9	99.9	93.4	91.7	76.5	84.7	99.3
Laois	22.2	69.7	83.4	88.8	87.0	82.4	88.9	93.2	96.8	97.8	99.9	90.4	88.5	73.9	80.6	98.8
Leitrim	13.5	69.5	84.7	85.8	95.7	99.0	94.9	96.4	97.1	99.9	99.9	99.0	96.5	74.4	87.8	99.9
Limerick	25.7	73.3	85.9	91.4	95.8	97.6	95.8	99.4	99.9	99.9	99.9	99.2	97.1	77.3	89.9	99.9
Longford	12.9	59.8	76.5	85.4	86.7	87.4	91.6	95.8	95.9	99.9	99.9	94.2	91.0	65.0	82.2	99.9
Louth	20.4	68.2	86.1	86.1	91.3	89.9	92.9	98.5	99.9	99.9	99.9	96.4	93.9	73.8	85.7	99.9
Mayo	15.6	66.5	85.9	90.3	99.9	99.9	97.2	96.7	97.7	99.9	99.9	99.0	96.4	72.8	88.5	99.9
Meath	25.0	72.7	86.8	86.5	93.1	95.6	93.9	97.7	99.0	99.9	99.9	96.4	94.1	77.0	85.6	99.9
Monaghan	10.5	56.4	80.1	77.4	86.6	82.2	84.0	87.0	92.1	99.9	99.9	88.4	85.8	63.7	77.2	99.9
Offaly	20.8	69.8	83.0	89.6	85.2	90.6	95.1	95.2	98.0	99.9	99.9	94.3	92.1	74.0	84.4	99.9
Roscommon	18.9	70.0	90.1	87.8	99.9	95.3	95.6	95.0	98.8	99.9	99.9	97.7	95.6	76.4	87.7	99.9
Sligo	20.8	74.7	89.8	92.8	87.5	99.9	99.9	98.2	99.9	99.9	99.9	99.5	97.6	79.4	89.9	99.9
Tipperary	21.3	72.6	90.1	87.1	96.8	97.2	97.0	99.8	99.9	99.9	99.9	99.9	97.9	78.2	90.0	99.9
Waterford	23.2	72.4	88.4	93.3	99.4	99.9	99.9	99.9	99.9	99.9	99.9	99.9	99.9	77.5	92.5	99.9
Westmeath	19.9	66.9	81.1	86.2	90.1	91.9	95.0	99.3	99.9	99.9	99.9	97.2	94.6	71.3	86.5	99.9
Wexford	23.9	73.5	88.3	92.5	95.6	97.4	97.6	99.9	99.9	99.9	99.9	99.9	98.5	78.2	90.7	99.9
Wicklow	30.0	78.0	90.8	88.1	91.4	98.3	99.9	99.9	99.9	99.9	99.9	99.9	98.1	81.9	90.7	99.9
<b>Total*</b>	<b>23.5</b>	<b>70.0</b>	<b>84.3</b>	<b>87.6</b>	<b>89.8</b>	<b>91.8</b>	<b>93.5</b>	<b>97.7</b>	<b>99.2</b>	<b>99.9</b>	<b>99.9</b>	<b>95.8</b>	<b>93.7</b>	<b>74.5</b>	<b>86.5</b>	<b>99.9</b>

\*Based on CSO/HIU 2021 April 2021/H1 estimates \*\*Includes individuals resident in Northern Ireland and where county of residence was not reported  
Where calculation of estimated uptake exceeds 100% due to unidentified data quality issues or where the numerator exceeds the population estimate/denominator, the uptake has been rounded to 99.9%

# Percentage COVID-19 vaccination uptake of eligible population\* for fully vaccinated by county of residence among those 5+ years of age \*\*



\*Based on CSO/HIU 2021 April 2021/H1 estimates

\*\*Excludes individuals resident in Northern Ireland or where county of residence was not reported



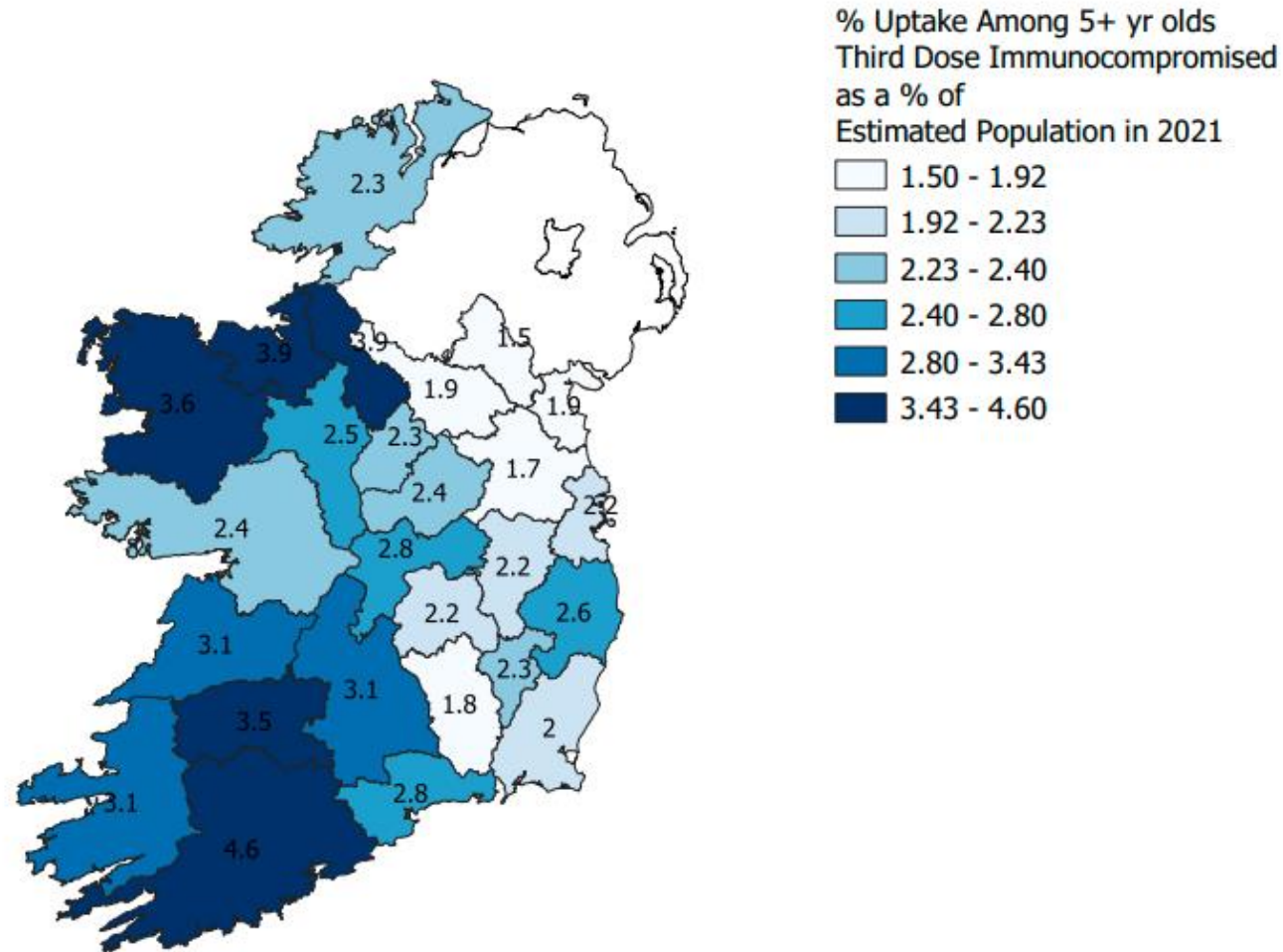
# Percentage COVID-19 1<sup>st</sup> booster vaccination uptake of eligible population\* by county of residence\*\* and age group



County of residence	5-11	12-15	16 - 17	18 - 19	20-29	30-39	40-49	50-59	60-69	70-79	80+	18+	12+	12-17	5+	65+
Carlow	0.0	14.4	50.7	58.5	58.0	63.5	77.6	91.3	96.5	99.9	99.9	80.5	74.9	26.0	67.0	99.9
Cavan	0.0	13.7	47.5	53.3	53.5	60.1	72.3	82.1	91.5	98.3	99.9	75.2	69.6	24.1	61.7	97.8
Clare	0.0	12.6	47.8	52.3	58.7	67.3	73.6	85.5	90.5	99.0	99.9	78.6	72.9	24.1	65.5	97.4
Cork	0.0	18.3	56.6	61.9	62.0	69.5	78.4	88.3	94.4	99.9	99.9	80.9	75.9	30.1	68.1	99.9
Donegal	0.0	7.7	30.3	36.5	42.4	52.4	62.4	74.1	82.5	93.6	99.3	67.5	61.9	14.9	55.5	92.7
Dublin	0.0	17.6	46.7	50.3	54.8	62.4	71.7	85.7	91.9	99.9	99.9	74.2	70.1	26.6	63.2	99.6
Galway	0.0	13.3	49.8	55.0	60.6	65.4	76.0	85.4	90.7	99.9	99.9	78.3	73.1	24.7	65.5	99.0
Kerry	0.0	18.5	50.3	51.1	56.2	64.9	75.2	84.9	90.2	96.0	96.8	78.1	73.5	28.7	66.7	95.0
Kildare	0.0	18.1	53.0	58.9	57.0	68.0	78.0	90.5	96.1	99.9	99.9	79.4	73.7	29.0	65.1	99.9
Kilkenny	0.0	14.3	49.5	55.7	59.1	62.1	71.8	83.8	90.6	96.1	97.5	76.3	71.1	25.5	63.6	95.2
Laois	0.0	12.9	46.1	50.7	52.2	54.9	69.5	81.3	90.9	94.0	94.1	71.3	65.7	23.0	57.9	93.8
Leitrim	0.0	10.5	36.7	45.4	52.7	60.0	70.4	83.4	90.0	99.9	99.9	77.4	71.4	18.9	63.9	99.9
Limerick	0.0	15.7	51.0	57.8	61.5	68.0	75.9	87.1	93.4	99.9	99.9	80.0	74.9	26.7	67.3	99.9
Longford	0.0	8.1	33.5	40.3	47.9	57.0	70.0	82.1	90.5	99.9	99.9	73.8	67.5	16.0	59.9	99.9
Louth	0.0	14.3	45.6	45.3	51.0	58.1	70.4	84.3	93.9	99.9	99.9	74.6	69.1	24.1	61.4	99.9
Mayo	0.0	9.8	41.7	50.2	58.6	65.4	75.0	83.0	89.5	96.8	97.7	78.5	72.8	20.2	65.6	95.9
Meath	0.0	15.6	48.1	49.4	55.2	63.8	73.9	86.7	93.7	100.0	99.9	76.3	70.3	25.6	61.7	99.1
Monaghan	0.0	8.5	41.4	40.7	49.6	52.4	66.1	77.3	87.3	98.1	98.8	70.2	64.8	18.6	57.4	95.9
Offaly	0.0	12.3	47.9	54.0	51.2	58.9	75.2	84.0	90.8	98.0	97.2	74.9	69.4	23.6	61.9	96.1
Roscommon	0.0	10.6	43.7	46.5	60.4	62.6	74.8	81.8	91.5	96.4	98.5	78.0	72.3	21.2	64.8	96.6
Sligo	0.0	11.7	46.9	53.6	51.3	68.4	78.4	84.0	92.4	99.9	99.9	79.0	73.6	22.6	66.3	99.8
Tipperary	0.0	14.0	49.2	49.6	58.8	64.9	75.1	86.4	95.9	99.9	99.9	80.1	74.6	25.3	66.9	99.9
Waterford	0.0	14.7	48.8	54.6	60.9	72.2	78.7	88.7	95.6	99.9	99.9	82.1	76.5	25.6	68.9	99.9
Westmeath	0.0	10.8	41.6	47.1	51.8	61.2	74.3	86.5	96.1	99.9	99.9	76.6	70.8	20.5	63.2	99.9
Wexford	0.0	13.6	51.4	55.6	57.8	65.8	77.5	89.0	98.1	99.9	99.9	81.4	75.6	25.7	67.7	99.9
Wicklow	0.0	19.9	58.2	57.4	59.4	71.3	82.1	90.8	98.4	99.9	99.9	83.4	77.8	31.8	69.3	99.9
Total*	0.0	15.4	48.3	52.5	56.4	64.0	74.1	85.8	92.6	99.9	99.9	77.0	72.0	25.7	64.5	99.7

\*Based on CSO/HIU 2021 April 2021/H1 estimates. \*\*Includes individuals resident in Northern Ireland and where county of residence was not reported  
Where calculation of estimated uptake exceeds 100% due to unidentified data quality issues or where the numerator exceeds the population estimate/denominator, the uptake has been rounded to 99.9%

# Percentage COVID-19 vaccination uptake of eligible population\* for immunocompromised third dose by county of residence among those 5+ years of age\*\*



\*Based on CSO/HIU 2021 April 2021/H1 estimates

\*\*Excludes individuals resident in Northern Ireland or where county of residence was not reported

# Acknowledgements

Sincere thanks to the following for providing the data for this report:

- National Immunisation Office (NIO)
- Office of the Chief Information Officer (OCIO)
- HSE Integrated Information Services (IIS) and COVAX Implementation team of Salesforce, IBM, PWC, EY
- HSE procurement/acute hospitals/CHOs/vaccinating teams and administrators/IT staff
- HSE Health Intelligence, Strategic Planning & Transformation Unit



@hpscireland



@hpscireland

[www.hpsc.ie](http://www.hpsc.ie)

